

PREMIER A2 + A2.6
160KG SAFE LIFTING LOAD
50 OR 60CM SEAT WIDTH

Upholstered in the highest quality soft to touch fabric. In a choice of 4 standard colours and optional extras.

Removable chair covers, seat and backrest cushions for ease of cleaning or replacement

Headrest cushion for comfort

Choice of 2-3 lumbar supports

Removable arm rest covers

Elevated footrest above seat height for circulation and recovery

Single hand control to recline, sit or stand up at the touch of a simple button

Bronze bushes in all lifting points

Additional lockable castors can be placed on the chair for greater movement.

Steel seat frame with NO SAG springs for maximum strength, support and comfort

Bolted steel frame improves durability and longevity and enables easier repairs

Rechargeable back up battery operating system

European Medical Grade Electronics – Pace maker compliant




Taller/shorter by adjusting seat height, seat depth, legrest, back height, arm height and giving an overall extended legrest 100cm+



Removable armrest



Waterfall back for gluteal shelf



Thicker/ softer footrest



Pressure Care Roho, equagel, flexigel



PREMIER A2 + A2.6

160KG SAFE LIFTING LOAD
50 OR 60CM SEAT WIDTH



LEG
ELEVATION
ABOVE HIP
HEIGHT

A premium chair made of durable materials to hold a heavier load for longer periods and deliver long lasting comfort and independence to recline and stand unassisted. Two independent motors allow the legs and back to move separately and offer more positions, including legs above hip height. Available in 50 or 60cm width.

- ✓ Independent footrest & backrest
- ✓ Leg rest 85 mm higher than the body
- ✓ Heavy duty dual motor design
- ✓ Standard size
- ✓ 2 cushions

SPECIFICATIONS

Seat height : 50cm

Seat depth : 52cm


Seat width : 50 or 60cm

Arm height : 19cm

Back height : 72cm

LUXURIOUS UPHOLSTERY

AMBASSADOR FABRICS RANGE
– CHOICE OF 4 STANDARD COLOURS



CHARCOAL



MOCHA




PEBBLE GREY



STEEL BLUE

CUSTOM FABRIC OPTIONS* BARRIER



CARRFLEX
STORM GREY




CARRFLEX
BLACK




CARRFLEX
NAVY

VINYL



VOLCANO



METAL




ZODIAC




GLACIER



CHERRY




CEMENT




OASIS



MAHOGANY



CLAY



CASHMERE



VANILLA



YARRA

*Custom options incur additional costs and lead time.