



Access Health

EquaGel Pressure Cushions

EQUAGEL

EquaGel is a dry-polymer gel, almost rubbery to the touch. It has unbelievable tensile and compression strength and incredible durability.

EQUAGEL®




KEY FEATURES

- "Column buckling technology" creates immersion into the cushion
- Temperature-neutral properties with open cell design creates airflow, ensuring the cushions are 12 to 15 degrees cooler than air / foam type cushions
- "No valve, No pump and No air cells" result in simplifying use for the patient
- Covers are vapour permeable, fluid and fire resistant, and easily laundered
- Covers have a carry handle, Velcro positioning tab, and a rear zip


EquaGel cushions are the "go-to" choice for sitting care and are available in multiple sizes for its 3 options

EquaGel General



- Pressure prevention
- 2" – 5.1cm high

EquaGel Protector



- Grade 1-2 pressure injury
- 2.5" – 6.4cm high

EquaGel Adjustable Protector



- Grade 2+ pressure injury
- 2.5" – 6.4cm high
- 2 inserts enable 4 settings

Ph: 03 9878 1399

| sales@accesshealth.com.au

| www.accesshealth.com.au






THE SCIENCE BEHIND THE PRODUCT

What Is Column Buckling Technology and how does it work?

Column buckling refers to the way EquaGel behaves under weight. As the weight threshold for each wall of gel is exceeded, the wall of gel buckles into the hollow area between walls and passes the weight to the surrounding walls for support. This “buckling and weight-passing” happens instantly and repeatedly until the maximum surface area of pressing weight is evenly supported by equalized pressure. As such, anyone of any weight or shape will not “Hit Bottom”, as is the case with other cushion technologies. The peak pressure points of the ischial tuberosities and the coccyx/sacrum buckle into the EquaGel feeling almost as if they are free-floating within the cushion while the thighs and buttock of the user are supported. Each cushion utilizes a patented two-stage buckling approach.

The top of the cushion has a small grid of gel that is extra sensitive of pressure needs - it is the comfort layer. This top layer buckles easily and allows the parts of the user that need support to sink into the lower layer - the support layer, while holding the rest of the user up in good posture. Cushions feature a pelvic contour - this gentle contouring mimics the natural sitting shape and further distributes pressure away from sensitive areas.



Pressure Mapping Testing

A side-by-side comparison of the average pressure mapping readings of the same user demonstrates a pattern of excellence in EquaGel cushions. Even comparing our non-adjustable EquaGel cushions to a premium brand adjustable air cushion, properly adjusted, demonstrates superior performance: as much as 12.4% lower average pressure, 14.3% lower peak pressure, and up to 5.3% greater weight distribution area.

2" Thick Quality Foam	3" Thick Quality Foam	2" Air Cushion too Low	2" Air Cushion too High
Average Pressure: 34.04 Peak Pressure: 82.44 Area of Distribution: 1985.11	Average Pressure: 36.83 Peak Pressure: 74.01 Area of Distribution: 1925.55	Average Pressure: 34.01 Peak Pressure: 69.45 Area of Distribution: 1816.37	Average Pressure: 33.68 Peak Pressure: 75.32 Area of Distribution: 1508.68

It should be noted that these results hold generally true with a majority of user body types according to our tests, but we do not claim these results to be guaranteed for any particular user or potential user. A trained professional should analyze the needs of pressure-sensitive users on an individual basis and discover the correct cushion to use in each individual case.

2" Air Cushion Proper Setting	2" EquaGel General Cushion	2.5" EquaGel Protector Cushion
Average Pressure: 33.22 Peak Pressure: 54.06 Area of Distribution: 1766.75	Average Pressure: 32.74 Peak Pressure: 51.34 Area of Distribution: 1788.09	Average Pressure: 28.75 Peak Pressure: 48.62 Area of Distribution: 1816.37







Access Health

EquaGel Pressure Cushions

GENERAL CUSHION PRESSURE INJURY PREVENTION

EQUAGEL®



KEY FEATURES

- 100% EquaGel
- 2" tall EquaGel in two stages
- The top layer is thin wall gel and a tight grid for a comfort layer
- The bottom layer is thicker wall gel and a wide grid for deep posture support
- The pelvic area of the cushion is contoured to more evenly distribute a user's weight than flat cushions, while retaining 1 ¼" of buckling gel under the pressure points
- Fluid resistant, Vapour permeable, flame resistant cover

ITEM CODE	
CE2004	General EquaGel 40cm W x 40cm D (16"W x 16"D)
CE2006	General EquaGel 40cm W x 46cm D (16"W x 18"D)
CE2008	General EquaGel 40cm W x 51cm D (16"W x 20"D)
CE2010	General EquaGel 46cm W x 40cm D (18"W x 16"D)
CE2012	General EquaGel 46cm W x 46cm D (18"W x 18"D)
CE2014	General EquaGel 46cm W x 51cm D (18"W x 20"D)
CE2016	General EquaGel 51cm W x 40cm D (20"W x 16"D)
CE2018	General EquaGel 51cm W x 46cm D (20"W x 18"D)
CE2020	General EquaGel 51cm W x 51cm D (20"W x 20"D)
CE2022	General EquaGel 56cm W x 41cm D (22"W x 16"D)
CE2024	General EquaGel 56cm W x 48cm D (22"W x 18"D)
CE2026	General EquaGel 56cm W x 51cm D (22"W x 20"D)







Access Health

EquaGel Pressure Cushions

PROTECTOR CUSHION PRESSURE INJURY TREATMENT LEVEL 1 - 2

EQUAGEL®



S.W.L
270 kg

KEY FEATURES

- 100% EquaGel
- 2 ½" tall EquaGel in two stages
- The top layer is thin wall gel and a tight grid for a comfort layer
- The bottom layer is thicker wall gel and a wide grid for deep posture support
- Pelvic area of the cushion is contoured to more evenly distribute a user's weight than flat cushions, while retaining 1 3/4" of buckling gel under the pressure points
- Fluid resistant, Vapour permeable, flame resistant cover

ITEM CODE	
CE2104	The EquaGel PROTECTOR 40cm W x 40cm D (16"W x 16"D)
CE2106	The EquaGel PROTECTOR 40cm W x 46cm D (16"W x 18"D)
CE2108	The EquaGel PROTECTOR 46cm W x 40cm D (18"W x 16"D)
CE2110	The EquaGel PROTECTOR 46cm W x 46cm D (18"W x 18"D)
CE2112	The EquaGel PROTECTOR 51cm W x 40cm D (20"W x 16"D)
CE2114	The EquaGel PROTECTOR 51cm W x 46cm D (20"W x 18"D)
CE2116	The EquaGel PROTECTOR 56cm W x 40cm D (22"W x 16"D)
CE2118	The EquaGel PROTECTOR 56cm W x 46cm D (22"W x 18"D)

Ph: 03 9878 1399 | sales@accesshealth.com.au | www.accesshealth.com.au





Access Health

EquaGel Pressure Cushions

ADJUSTABLE PROTECTOR CUSHION PRESSURE INJURY TREATMENT LEVEL 3 - 4+

EQUAGEL®



S.W.L
270 kg

KEY FEATURES

- 100% EquaGel
- 2 ½" tall EquaGel in two stages
- The top layer is thin wall gel and a tight grid for a comfort layer
- The bottom layer is thicker wall gel and a wide grid for deep posture support
- The pelvic area of the cushion is contoured to more evenly distribute a user's weight than flat cushions, while retaining 1 ¾" of buckling gel under the pressure points
- Fluid resistant, Vapour permeable, flame resistant cover
- Included are two different pelvic contour inserts that can increase the amount of therapeutic gel under the pelvis from 1 ¾" to 2", 2 ¼", or 2 ½" deep. The gel contour inserts are slipped into the fabric pocket inside the cover, beneath the gel

ITEM CODE

CE2204	ADJUSTABLE Protector EquaGel 40cm W x 40cm D (16"W x 16"D)
CE2206	ADJUSTABLE Protector EquaGel 40cm W x 46cm D (16"W x 18"D)
CE2208	ADJUSTABLE Protector EquaGel 46cm W x 40cm D (18"W x 16"D)
CE2210	ADJUSTABLE Protector EquaGel 46cm W x 46cm D (18"W x 18"D)
CE2212	ADJUSTABLE Protector EquaGel 51cm W x 40cm D (20"W x 16"D)
CE2214	ADJUSTABLE Protector EquaGel 51cm W x 46cm D (20"W x 18"D)
CE2216	ADJUSTABLE Protector EquaGel 56cm W x 41cm D (22"W x 16"D)
CE2218	ADJUSTABLE Protector EquaGel 56cm W x 46cm D (22"W x 18"D)

Ph: 03 9878 1399

| sales@accesshealth.com.au

| www.accesshealth.com.au

