
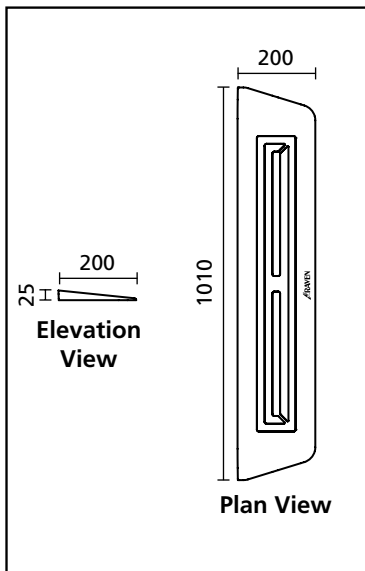


FITTING INSTRUCTIONS

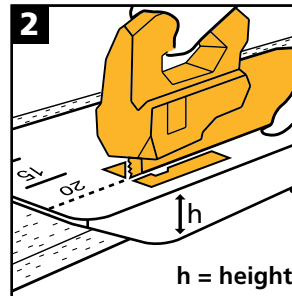
TR025 - 25mm Threshold Access Ramp



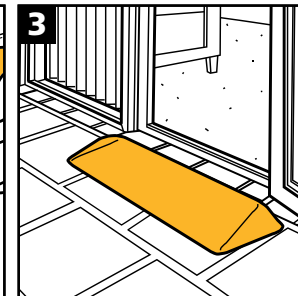
HOW TO INSTALL



1
Clean area of dirt and dust before installation.



2
If required, trim the Threshold Access Ramp with a jigsaw using a coarse wood cutting blade. Cut along the height indicators provided.
Tip: Adjust speed of jigsaw for a smooth cut.



3
Simply lay ramp in place or fix permanently with builders adhesive.
Suggested adhesives: Selleys® Flexiseal Polyurethane Sealant, ArmourFlex, or Sikaflex® 11FC+

Note: Refer to TR025/TR050 Product Advice Document for more info.